

Lectures on Complex Networks

S. N. Dorogovtsev

University of Aveiro

and

Ioffe Institute, St Petersburg

CLARENDON PRESS • OXFORD

2010

Preface

This text is a very concise modern introduction to the science of networks, based on lectures which I gave at several universities to students and non-specialists. My aim is to introduce a reader without serious background in mathematics or physics to the world of networks.

The term ‘complex networks’ is young. It came to use in the late 1990s when researchers from very distinct sciences—computer scientists, biologists, sociologists, physicists, and mathematicians—started to intensively study diverse real-world networks and their models. This notion refers to networks with more complex architectures than, say, a uniformly random graph with given numbers of nodes and links. Usually, in these complex architectures, hubs—strongly connected nodes—play a pivotal role. In this sense, the great majority of real-world networks are complex.

The field of complex networks is currently a very hot and attractive research area. The reader may ask: why all the fuss around networks in fundamental sciences like physics? I prefer the question: why are networks so interesting? The answer is not only the tremendous importance of the Internet and cellular networks. The point is that the geometry and structural organization of these and many other networks are very different from those of other well-studied objects—lattices. Networks and their function cannot be understood based on theories developed for finite-dimensional lattices, and a new vision is needed.

On the other hand, random networks are objects of statistical mechanics. So the course is essentially based on the standard apparatus of classical statistical physics. There are already several excellent popular science books and serious reference volumes on complex networks, including books on particular types of networks. The introductory lectures for beginners fill the existing gap between these two kinds of literature. The intended audience is mostly undergraduate and postgraduate students in physics and other natural science disciplines. There is some risk that inevitable oversimplification will only create an illusion of understanding. I believe however that this illusion is not too dangerous and may even be stimulating. Moreover, I suggest that the strict selection of material and discussion of recent results and fresh ideas will make this thin book useful, even for many specialists in networks. The reader who needs more detailed information and rigorous derivations can afterwards refer to more difficult reference books and original papers.

I am deeply indebted to my friends and colleagues in Portugal for their encouragement and advice, first and foremost to Anna Rozhnova,

Alexander Goltsev, Alexander Povolotsky, Alexander Samukhin, António Luís Ferreira, Fernão Vístulo de Abreu, João Gamma Oliveira, José Fernando Mendes, Gareth Baxter, Massimo Ostilli, Rui Américo da Costa, Zhang Peng, and Sooyeon Yoon. I would like to warmly thank Adilson Motter, Agata Fronczak, Alessandro Vespignani, Andre Krzywicki, Ayşe Erzan, Bartłomiej Waclaw, Béla Bollobás, Bo Söderberg, Bosiljka Tadic, Bruno Goncalves, Byungnam Kahng, David Mukamel, Des Johnston, Dietrich Stauffer, Dmitri Krioukov, Dmitri Volchenkov, Doochul Kim, Florent Krzakala, Geoff Rodgers, Geoffrey Canright, Ginestra Bianconi, Hildegard Meyer-Ortmanns, Hyunggyu Park, Jae Dong Noh, János Kertész, Jorge Pacheco, José Ramasco, Kwang-Il Goh, László Barabási, Marián Boguñá, Mark Newman, Maksim Kitsak, Martin Rosvall, Masayuki Hase, Matteo Marsili, Matti Peltomaki, Michael Fisher, Michel Bauer, Mikko Alava, Kim Sneppen, Kimmo Kaski, Oliver Riordan, Olivier Bénichou, Pavel Krapivsky, Peter Grassberger, Piotr Fronczak, Romualdo Pastor-Satorras, Santo Fortunato, Sergey Maslov, Shlomo Havlin, Sid Redner, Stefan Bornholdt, Stephane Coulomb, Tamás Vicsek, Zdzislaw Burda, and Zoltán Toroczkai for numerous helpful and stimulating discussions and communications. Finally, my warmest thanks to the superb editorial and production staff at Oxford University Press for their invaluable guidance, encouragement, and patience.

Aveiro
July 2009

S.N.D.

Contents

1	First steps towards networks	1
1.1	Euler's graph	1
1.2	Examples of graphs	2
1.3	Shortest path length	3
1.4	Lattices and fractals	3
1.5	Milgram's experiment	4
1.6	Directed networks	4
1.7	What are random networks?	5
1.8	Degree distribution	6
1.9	Clustering	7
1.10	Adjacency matrix	8
2	Classical random graphs	9
2.1	Two classical models	9
2.2	Loops in classical random graphs	11
2.3	Diameter of classical random graphs	12
2.4	The birth of a giant component	13
2.5	Finite components	15
3	Small and large worlds	17
3.1	The world of Paul Erdős	17
3.2	Diameter of the Web	18
3.3	Small-world networks	18
3.4	Equilibrium versus growing trees	20
3.5	Giant connected component at birth is fractal	22
3.6	Dimensionality of a brush	23
4	From the Internet to cellular nets	25
4.1	Levels of the Internet	25
4.2	The WWW	28
4.3	Cellular networks	30
4.4	Co-occurrence networks	31
5	Uncorrelated networks	33
5.1	The configuration model	33
5.2	Hidden variables	34
5.3	Neighbour degree distribution	35
5.4	Loops in uncorrelated networks	35
5.5	Statistics of shortest paths	37

5.6	Uncorrelated bipartite networks	38
6	Percolation and epidemics	41
6.1	Connected components in uncorrelated networks	41
6.2	Ultra-resilience phenomenon	43
6.3	Finite-size effects	45
6.4	k -cores	46
6.5	Epidemics in networks	48
7	Self-organization of networks	51
7.1	Random recursive trees	51
7.2	The Barabási–Albert model	52
7.3	General preferential attachment	53
7.4	Condensation phenomena	57
7.5	Accelerated growth	58
7.6	The BKT transition	59
7.7	Deterministic graphs	60
8	Correlations in networks	61
8.1	Degree–degree correlations	61
8.2	How to measure correlations	62
8.3	Assortative and disassortative mixing	62
8.4	Why are networks correlated?	64
8.5	Degree correlations and clustering	66
9	Weighted networks	67
9.1	The strength of weak ties	67
9.2	World-wide airport network	69
9.3	Modelling weighted networks	70
10	Motifs, cliques, communities	73
10.1	Cliques in networks	73
10.2	Statistics of motifs	74
10.3	Modularity	76
10.4	Detecting communities	78
10.5	Hierarchical architectures	82
11	Navigation and search	83
11.1	Random walks on networks	83
11.2	Biased random walks	85
11.3	Kleinberg’s problem	86
11.4	Navigability	88
11.5	Google PageRank	90
12	Traffic	93
12.1	Traffic in the Internet	93
12.2	Congestion	95
12.3	Cascading failures	97

13 Interacting systems on networks	99
13.1 The Ising model on networks	99
13.2 Critical phenomena	101
13.3 Synchronization	102
13.4 Games on networks	108
13.5 Avalanches as branching processes	109
14 Optimization	113
14.1 Critique of preferential attachment	113
14.2 Optimized trade-offs	114
14.3 The power of choice	115
15 Outlook	119
Further reading	121
References	123
Index	133

First steps towards networks



A network (or a graph) is a set of nodes connected by links.¹ In principle, any system with coupled elements can be represented as a network, so that our world is full of networks. Specific networks—regular and disordered lattices—were main objects of study in physics and other natural sciences up to the end of the 20th century. It is already clear, however, that most natural and artificial networks, from the Internet to biological and social nets, by no means resemble lattices. The path to understanding these networks began in St Petersburg in 1735 with a mathematical problem formulated on a very small graph.

1.1 Euler's graph	1
1.2 Examples of graphs	2
1.3 Shortest path length	3
1.4 Lattices and fractals	3
1.5 Milgram's experiment	4
1.6 Directed networks	4
1.7 What are random networks?	5
1.8 Degree distribution	6
1.9 Clustering	7
1.10 Adjacency matrix	8

1.1 Euler's graph

This small undirected graph (Fig. 1.1) with multiple links was considered by legendary Swiss born mathematician Leonhard Euler (1707–1783). Young Euler was invited to St Petersburg in 1727 and worked there until his death, with a 25-year break (1741–1766) in Berlin. In 1735 Euler made what is now regarded as the birth point of graph theory: he solved the Königsberg bridge problem. The structure of all possible paths within Königsberg in Euler's time is represented in the form of a graph in Fig. 1.1. The nodes of the graph are separate land masses in old Königsberg, and its links are the bridges between these pieces of land. Could a pedestrian walk around Königsberg, crossing each bridge only once? In other words, is it possible to walk this graph passing through each link only once? Euler proved that such a walk is impossible.²

In graph theory the total number of connections of a node is called *degree* (it is sometimes called connectivity in physics). Consequently, Euler's graph has three nodes of degree 3 and one of degree 5. According to another definition, a *simple graph* does not have multiple links and loops of length 1. Otherwise, the graph is a *multi-graph*. Thus Euler's graph is a multi-graph. Degree is a local characteristic. Any description of the structure of an entire network or of its parts is essentially based on two notions: a path and a loop. A *path* is an alternating sequence of adjacent nodes and links with no repeated nodes. A *cycle* (in graph theory) or a *loop* (in physics) is a closed path where only the start and end nodes coincide. Note that it is the presence of loops in Euler's graph that makes the Königsberg bridge problem fascinating and profound.

¹ The terms 'vertices' and 'edges' are more standard in graph theory.

² Much later, in 1873, Carl Hierholzer proved that a walk of this kind exists if and only if every node in a graph has an even number of links.

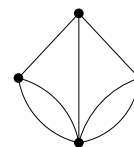
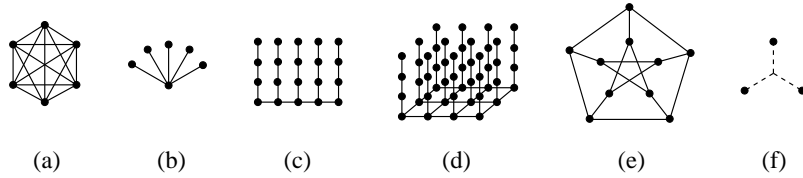


Fig. 1.1 Euler's graph for the Königsberg bridge problem. The undirected links of this graph are seven bridges of old Königsberg connecting four separate land masses—nodes: Kneiphof island and the banks of the Pregel river. As Euler proved in 1735, there is no walk on this graph that passes through each link only once.

Fig. 1.2 (a) Fully connected or complete graph. (b) Star. (c) Comb graph. (d) Brush. (e) Petersen graph which is the (3, 5) cage graph, where 3 is the degree of its nodes and 5 is the length of the shortest cycle. (f) The simplest hypergraph: three nodes interconnected by a single hyperedge.



Graphs without loops—*trees*—are usually more simple to analyse. For example, a one-dimensional chain is a tree. The numbers of nodes N (which we call the ‘network size’) and links L of a tree satisfy a simple relation $L = N - 1$.

1.2 Examples of graphs

A few simple graphs are shown in Fig. 1.2. A complete graph, Fig. 1.2 (a), which is widely used in exactly solvable models in physics, has all nodes interconnected. In a star graph (which is the most compact tree), Fig. 1.2 (b), the maximum separation between nodes is 2. Combs and brushes, containing numerous chains, are shown in Figs. 1.2 (b) and (c), respectively. Due to the chains, random walks on these graphs essentially differ from those on lattices. The next example—the Petersen graph in Fig. 1.2 (e)—is one of the so-called *cage graphs*. These graphs are regular in the sense that each node in the graph has the same number of connections. A (q, g) -cage is a graph with the minimum possible number of nodes for a given node degree q and a given length g of the shortest cycle. In synchronized systems the cage graph architectures provide optimal synchronization. The notion of a graph can be generalized. In one of the direct generalizations—*hypergraphs*—generalized links (‘hyperedges’) connect triples, quadruples, etc. of nodes, see Fig. 1.2 (f).

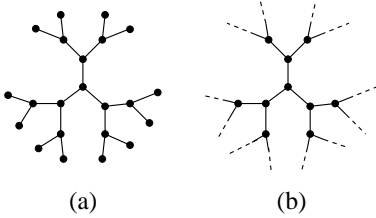


Fig. 1.3 (a) 3-regular Cayley tree. (b) Bethe lattice. Notice the absence of a border.

The next two important regular graphs, a *Cayley tree* and a *Bethe lattice*, shown in Fig. 1.3, will be extensively discussed in these lectures. These are very different networks. A Cayley tree has a boundary, which contains a finite fraction of all nodes—dead ends—and a centre (a root). A Bethe lattice is obtained from an infinite Cayley tree by formal exclusion of dead ends. As a result, all nodes in a Bethe lattice are equivalent, so there is neither a boundary nor a centre. To get rid of boundaries, physicists often treat these graphs as containing infinite loops.

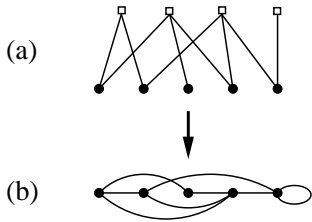


Fig. 1.4 A bipartite graph (a) and one of its one-mode projections (b).

Collaboration and many other networks may have not one but two types of nodes. For example a network of scientific coauthorships contains nodes—authors and nodes—papers. Each scientific paper in this graph is linked to all of its authors. As a result we have a *bipartite graph*, shown in Fig. 1.4. These networks are actually hypergraphs, where a ‘node–paper’ together with its connections plays the role of a ‘hyperedge’. A one-mode projection of a bipartite graph, explained in Fig. 1.4, is less informative. Many empirical maps of networks are only one-mode projections of as yet unexplored real multi-partite networks.

1.3 Shortest path length

A distance ℓ_{ij} between two nodes i and j in a network is the length of the shortest path between them through the network. Two characteristics describe the separation between nodes in an entire network: the mean internode distance in the network and its diameter. The *mean internode distance* $\bar{\ell}$ (also mean geodesic distance) is the average of ℓ_{ij} over all those pairs of nodes (i, j) between which there is at least one connecting path. (Note that, in general, networks will contain disconnected parts.) The *diameter* ℓ_D is the maximum internode distance in a network. We will demonstrate that in many large networks, there is no great difference between these two quantities.

It is the dependence of $\bar{\ell}$ or ℓ_D on network size N that is particularly important for characterization of network architectures. In networks with a compact structure, which we discuss, $\bar{\ell}(N)$ grows with N slower than in more loose structures—lattices.

1.4 Lattices and fractals

In finite-dimensional regular and disordered lattices (these lattices are supposed to have no long-range bonds), the size dependence $\bar{\ell}(N)$ is power-law,

$$\bar{\ell} \sim N^{1/d}. \quad (1.1)$$

Here d is the dimensionality of a lattice—an integer number. In contrast, *fractals* (Fig. 1.5 explains this notion) may have non-integer dimensionalities. In fractals, $\bar{\ell} \sim N^{1/d_f}$, where d_f is called a fractal or Hausdorff dimension. Note that there is no great difference between finite-dimensional lattices and fractals in respect of the dependence $\bar{\ell}(N)$: they are both ‘large worlds’. For example, for a two-dimensional lattice of 10^{12} nodes, $\bar{\ell} \sim 10^6$. Only when d or d_f tend to infinity does this dependence become non-power-law. Note that the fractal dimension can be found even if (large) N is fixed. Simply count down the number of nodes $n(\ell)$ within a distance ℓ from a given node. In fractals (and lattices) this number is $n \sim \ell^{d_f}$.

For the sake of comparison, let us estimate $n(\ell)$ for the q -regular Bethe lattice and Cayley tree, Fig. 1.3. As is common, instead of the node degree q , we use another number—*branching* $b = q - 1$. Then $n = 1 + q(1 + b + b^2 + \dots + b^{\ell-1}) \cong qb^{\ell-1}$, where we assume that n is large. Thus, $n \sim b^\ell$, in contrast to lattices and fractals, and so, for a Cayley tree, we have

$$\bar{\ell} \sim \frac{\ln N}{\ln b}, \quad (1.2)$$

which grows with N much slower than for any finite-dimensional lattice.

In this respect, one may say that Cayley trees and Bethe lattices are infinite-dimensional objects—‘small worlds’. If, for example, a Cayley tree has 10^{12} nodes of degree, say, 5, then $\bar{\ell} \sim 10$, which is dramatically smaller than in the previous example for a two-dimensional lattice.

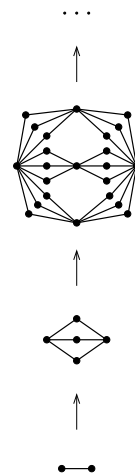


Fig. 1.5 This transformation generates a fractal of dimension $d_f = \ln 6 / \ln 2 = 2.585 \dots$. At each step, every link is substituted by the cluster of six links. So, while the diameter of the graph (here it is the distance from its left node to the right one) is doubled, the total number L of links increases by a factor of six. If t is a step number, then $\bar{\ell} \sim \ell_D = 2^t$ and $L = 6^t$, and consequently $N \sim L = \bar{\ell}^{\ln 6 / \ln 2}$.

Generally, the term *small-world phenomenon* refers to a slower growth of $\bar{\ell}(N)$ than any positive power of N (and to a more rapidly growing $n(\ell)$ than any power of ℓ). The networks showing this phenomenon are called *small worlds*. Most of the explored real-world networks, which we will discuss, have compact architectures of this kind.

1.5 Milgram's experiment

³ Milgram's paper in *Psychology Today* with the results of his experiment was entitled 'The small world problem' [125].

⁴ In fact, Milgram made two attempts. The first one, with starting points in Wichita, Kansas and a target person in Sharon, Massachusetts, resulted in only three finished chains, but the second attempt turned out to be more successful.

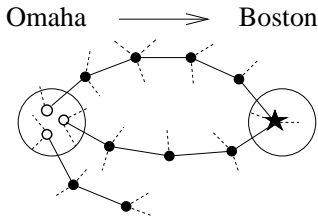


Fig. 1.6 How Stanley Milgram scanned a net of acquaintances in the United States. Notice that some chains of acquaintances were broken off.

⁵ For an intelligent critique of the results of Milgram's experiment see Kleinfeld [113]. Note one of Kleinfeld's arguments: 'our desire to believe we live in a "small, small world"'.
⁶ 36 years after Milgram his experiment was repeated on a greater scale by using the modern opportunity of email (Dodds, Muhamad, and Watts 2003) [70]. Volunteers started 24 163 chains aimed at reaching 18 target persons in 13 countries. Only 384 (!) of the chains were completed, which indicates that the global social world is rather disconnected. On the other hand, the successful chains turned out to be an average of about 4 links, i.e. even less than 'six degrees'.

⁷ Price (1965) [152].

The small-world phenomenon was first observed in a social network. In 1967 prominent social psychologist Stanley Milgram (1933–1984) performed a seminal experiment for measuring distances in a network of acquaintances in the United States.³ The question was: how many intermediate social links separate two randomly selected (and geographically separated) individuals?

The idea of the experiment was elegant, see Fig. 1.6. Milgram chose two locations: Omaha, Nebraska and Boston.⁴ A target person was chosen at random in Boston. A large enough number of randomly selected residents of Omaha received a letter with the following instructions:

- (i) If you know the target person 'on a personal basis' (his/her name and address were enclosed), send the letter directly to him/her.
- (ii) Otherwise mail a copy of this instruction to your 'personal' acquaintance (someone you know on a first name basis) who is more likely than you to know the target person.

An essential fraction of letters approached the target, after passing through only, on average, 5.5 social links; which is a surprisingly small number. This is what is known as the 'six degrees of separation'. One may think that the real shortest path length should be even smaller, since the experiment revealed only a small fraction of all possible chains between starting persons and the target.

It is dangerous however to believe sociologists too much: (i) they have to work with poorly defined and subjective material, (ii) they have to use poor statistics. The details of the experiment and the resulting number, the 'six degrees', were criticised,⁵ but nobody denies the essence of Milgram's observation—the impressive smallness of the world of social relations.⁶

1.6 Directed networks

In directed networks, at least some fraction of connections are directed. It seems that the first extensively studied nets of this type were networks of citations in scientific papers.⁷ The nodes of a citation network are scientific papers, and the directed links are citations of one paper within another (Fig. 1.7). New links in the citation networks emerge only between new nodes and already existing ones; new connections between existing nodes are impossible (one cannot update an already published paper). In graph theory networks of this kind are called *recursive graphs*.

Furthermore, all links in a network of citations have the same direction—to older papers. This is valid, of course, for publications in paper form, that is in printed journals and in books. In contrast, papers in many electronic archives may be updated. I can update my old works in the <http://arXiv.org> electronic archive and change their lists of references to cite more recent papers.⁸ So, some links in the citation networks of these electronic archives may be oppositely directed.

⁸ The <http://arXiv.org> is one of the largest electronic archives, used mostly by physicists but also mathematicians and computer scientists. Most papers on the statistical mechanics of networks can be found in the cond-mat and physics sections of this archive.

1.7 What are random networks?

Even if we ignore the directedness of connections, the apparently random network in Fig. 1.7 differs from the graphs shown in Figs. 1.2 and 1.3. But then, what is a random network from the point of view of a physicist or a mathematician? Note that, strictly speaking, the notion of randomness is not applicable to a single finite graph. Indeed, by inspecting this finite graph, one cannot find whether it was generated by a deterministic algorithm or by a non-deterministic one. In the spirit of statistical physics, a random network is not a single graph but a *statistical ensemble*. This ensemble is defined as a set of its members—particular graphs—where each member has its own given probability of realization, that is its *statistical weight*.⁹ By this definition, a given random network is some graph with one probability, another graph with another probability, and so on. To obtain some quantity, characterizing a random network, in principle we should collect the full statistics for all members of the statistical ensemble. To obtain the mean value of some quantity for a random network, we average this quantity over all members of the ensemble—over all realizations—taking into account their statistical weights.¹⁰

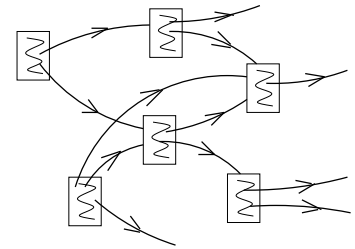


Fig. 1.7 Network of citations in scientific papers.

⁹ More rigorously, the statistical weights are proportional to the realization probabilities. However, the proportionality coefficient is an arbitrary constant.

¹⁰ Note the difference between the three kinds of scientist. As a rule, empirical researchers and experimenters collect statistics for a single realization of a random network. Scientists using numerical simulations (computer experiments) investigate a few or a relatively small number of realizations. Theorists consider all, or at least all essential, members of the statistical ensemble of a random network.

The first example of a random graph is a classical random graph model, shown in Fig. 1.8. This is the $G_{N,p}$ or Gilbert model defined as follows. Take a given number N of labelled nodes, say $i = 1, 2, 3, \dots, N$, and interlink each pair of nodes with a given probability p . If $N = 3$, this gives eight possible configurations with the realization probabilities.

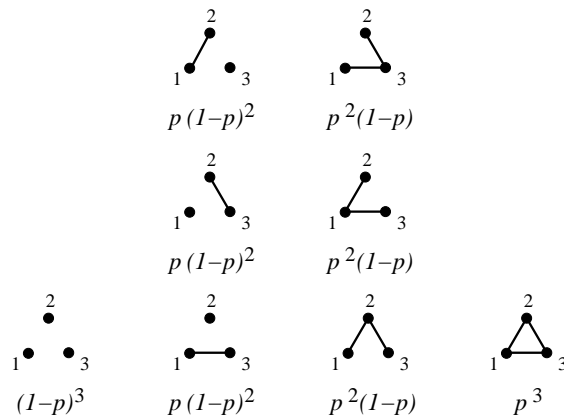


Fig. 1.8 The Gilbert model of a random graph (the $G_{N,p}$ model) for $N=3$ with realization probabilities represented for all configurations. All graphs in each column are *isomorphic*, that is they can be transformed into each other by relabelling their nodes.

ties shown in the figure. Note that this graph is ‘labelled’ (has labelled nodes). As in classical statistical mechanics, where particles are distinguishable (i.e., can be labelled), networks are usually considered to be labelled, which is important for the resulting ensemble.

Physicists divide statistical ensembles into two classes—equilibrium and non-equilibrium—which correspond to equilibrium and non-equilibrium systems. This division is also relevant for random networks. For example, the ensemble presented in Fig. 1.8 is equilibrium—its statistical weights do not evolve. In non-equilibrium (evolving) ensembles, statistical weights of configurations vary with time, and the set of configurations may also vary. Growing networks are obviously non-equilibrium. However, even among networks with a fixed number number of nodes, one can find non-equilibrium nets.

Suppose now that the number of nodes in a random network approaches infinity. Then, as a rule, the statistics collected for one member of the ensemble almost surely coincides with the statistics for the entire ensemble—*self-averaging* takes place. In other words, a relative number of ensemble members with non-typical properties is negligibly small. It turns out that the self-averaging property is very common in disordered systems. So the features of many large, but finite individual graphs can be accurately described in terms of statistical ensembles. It is technically easier for a theoretical physicist to analyse a statistical ensemble than a single graph, and so the self-averaging is really useful.

1.8 Degree distribution

The degree distribution $P(q)$ is the probability that a randomly chosen node in a random network has degree q :

$$P(q) = \frac{\langle N(q) \rangle}{N}. \quad (1.3)$$

Here $\langle N(q) \rangle$ is the average number of nodes of degree q in the network, where the averaging is over the entire statistical ensemble. We assume that the total number of nodes in each member of the ensemble is the same, $N = \sum_q \langle N(q) \rangle$. An empirical researcher, who studies a single graph, say graph g , measures the frequency of occurrence of nodes with degree q in this graph: $P_g(q) = N_g(q)/N$. Here $N_g(q)$ is the number of nodes of degree q in graph g . This quantity is also usually called a degree distribution. $P_g(q)$ approaches $P(q)$ in the infinite network limit.

The degree distribution is the simplest statistical characteristic of a random network, and it is usually only the first step towards the description of a net. Remarkably, in many situations knowledge of the degree distribution is sufficient for the understanding of a network and the processes taking place on it. In principle, the entire degree distribution is significant: its low- and high-degree parts are important for different network properties and functions. In classical random graphs such as shown in Fig. 1.8, degree distributions decay quite rapidly, $P(q) \sim 1/q!$

for large q (see the next lecture). All their moments $\sum_q q^n P(q)$ are finite even as the network size approaches infinity, and so the mean degree $\langle q \rangle = \sum_q qP(q)$ is a typical scale for degrees. There are practically no strongly connected hubs in these networks.

In contrast, numerous real-world networks, from the Internet to cellular nets, have slowly decaying degree distributions, where hubs occur with noticeable probability and play essential roles. Higher moments of the degree distributions of these networks diverge if we tend the size of the network to infinity. A dependence with power-law asymptotics $P(q) \sim q^{-\gamma}$ at large q gives a standard example of a slowly decaying degree distribution.¹¹ The power-law distributions are also called *scale-free* and networks with these distributions are called *scale-free networks*. This term implies the absence of a typical node degree in the network.¹²

¹¹ The value of the moment $\sum_q q^n P(q)$ here is determined by the upper limit of the sum. In an infinite network, this limit approaches infinity. So, if exponent $\gamma \leq n + 1$, then the n th and higher moments of the distribution diverge.

¹² More strictly, the term ‘scale-free’ refers to the following property of a power-law distribution $q^{-\gamma}$. A rescaling of q by a constant, $c \rightarrow cq$, only has the effect of multiplication by a constant factor: $(cq)^{-\gamma} = c^{-\gamma} q^{-\gamma}$.

1.9 Clustering

Clustering is about how the nearest neighbours of a node in a network are interconnected, so it is a non-local characteristic of a node. In this respect clustering goes one step further than degree. The clustering coefficient of a node is the probability that two nearest neighbours of a node are themselves nearest neighbours. In other words, if node j has q_j nearest neighbours with t_j connections between them, the local clustering coefficient is

$$C_j(q_j) = \frac{t_j}{q_j(q_j - 1)/2}, \quad (1.4)$$

see Fig. 1.9. When all the nearest neighbours of node j are interconnected, $C_j = 1$; when there are no connections between them, as in trees, $C_j = 0$. The number t_j is the total number of triangles—loops of length 3—attached to the node, and so the clustering refers to the statistics of small loops—triangles—in a network. Importantly, most real-world networks have strong clustering.

In general, the clustering coefficient of a node depends on its degree. Empirical researchers often present their data on degree-dependent clustering by using an averaged quantity—the mean clustering coefficient of a node of degree q —that is $\bar{C}(q) = \langle C_j(q) \rangle$. Two different less informative integral characteristics of network clustering are traditionally used. The first is the *mean clustering* of a network, which is the average of the local clustering coefficient, eqn (1.4), over all nodes, $\bar{C} = \langle t_j / [q_j(q_j - 1)/2] \rangle = \sum_q P(q) \bar{C}(q)$. The second characteristic—the *clustering coefficient* C of a network or *transitivity*—allows one to find the total number of loops of length 3 in the network.¹³ The clustering coefficient of a network is defined as

$$C = 3 \frac{\text{the number of loops of length 3 in a network}}{\text{the number of connected triples of nodes}}. \quad (1.5)$$

A triple here is a node and two of its nearest neighbours.¹⁴ A 3-loop

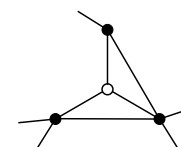


Fig. 1.9 The clustering coefficient of the central node equals $2/3$.

¹³ The notion of clustering was adapted from sociology, where it is usually called transitivity.

¹⁴ One can easily find that the number of connected triples of nodes equals $\sum_i q_i(q_i - 1)/2 = N(\langle q^2 \rangle - \langle q \rangle^2)/2$.

consists of three triples, which explains the coefficient 3. The denominator gives three times the maximum possible number of loops of length 3. One can easily see that C is also the ratio of the average numerator of expression (1.4) and its average denominator, $C \equiv \langle t_j \rangle / \langle q_j(q_j - 1)/2 \rangle$. Compare this with the definition of mean clustering. If $\overline{C}(q)$ is independent of degree q , then the mean clustering and the clustering coefficient coincide, $\overline{C} = C$.

1.10 Adjacency matrix

Networks are naturally represented in matrix form. A graph of N nodes is described by an $N \times N$ adjacency matrix \hat{a} whose non-zero elements indicate connections between nodes.¹⁵ For undirected networks, a non-diagonal element a_{ij} of an adjacency matrix is equal to the number of links between nodes i and j , and so the matrix is symmetric. A diagonal element a_{ii} is twice the number of loops of length 1 attached to node i . The factor 2 here is clear: each 1-loop plays the role of a double connection for a node. As a result, the degree of node i is $q_i = \sum_j a_{ij}$.

Any structural characteristic of a network can be expressed in terms of the adjacency matrix. See, for example, the expression for the total number T of triangles in a graph without 1-loops:

$$T = \frac{1}{6} \sum_i (\hat{a}^3)_{ii} = \frac{1}{6} \text{Tr} \hat{a}^3. \quad (1.6)$$

¹⁵ In a random network, each of the members of the statistical ensemble is represented by its own adjacency matrix.

¹⁶ Check that the total number of links, $L = K/2 \equiv \sum_i k_i$, in this graph is

$$L = \frac{1}{2} \sum_{ij} a_{ij} = \frac{1}{2} \sum_i (\hat{a}^2)_{ii} = \frac{\text{Tr} \hat{a}^2}{2}.$$

Here Tr denotes the trace of a matrix—the sum of its diagonal elements.¹⁶ This formula leads to a compact expression for the clustering coefficient.

Numerical calculations with adjacency matrices of large networks require huge memory resources. Fortunately, one can often avoid using adjacency matrices. The point is that real-world networks and their models are typically *sparse*. That is, the numbers of connections in these networks are much smaller than in complete graphs: $L \ll N^2$, i.e. $\langle q \rangle \ll N$. In 1999, in the WWW, for example, the average number of outgoing and incoming hyperlinks per web page was about eight. Therefore the great majority of matrix elements in the adjacency matrices of these networks are zeros. So, instead of an adjacency matrix $N \times N$, it is better to use a set of N vectors, $i = 1, 2, \dots, N$, where the components of vector i are the labels of the nearest neighbours of node i . This takes up much less memory, $\langle q \rangle N \ll N^2$.

Further reading

Here is a short, incomplete list of popular science books, reference books, and comprehensive reviews on complex networks.

- (1) Watts, D. J. (1999). *Small Worlds: The Dynamics of Networks between Order and Randomness*. Princeton University Press, Princeton.
- (2) Barabási, A.-L. (2002). *Linked: The New Science of Networks*. Perseus, Cambridge MA.
- (3) Dorogovtsev, S. N. and Mendes, J. F. F. (2003). *Evolution of Networks: From the Biological Nets to the Internet and WWW*. Oxford University Press, Oxford.
- (4) Pastor-Satorras, R. and Vespignani, A. (2004). *Evolution and Structure of the Internet: A Statistical Physics Approach*. Cambridge University Press, Cambridge.
- (5) Watts, D. J. (2003). *Six Degrees: The Science of a Connected Age*. Norton, New York.
- (6) Barrat, A., Barthélemy, M., and Vespignani, A. (2008). *Dynamical Processes on Complex Networks*. Cambridge University Press, Cambridge.
- (7) Caldarelli, G. (2007). *Scale-Free Networks: Complex Webs in Nature and Technology*. (Oxford Finance) Oxford University Press, Oxford.
- (8) Albert, R. and Barabási, A.-L. (2002). Statistical mechanics of complex networks. *Rev. Mod. Phys.* **47**, 74.
- (9) Dorogovtsev, S. N. and Mendes, J. F. F. (2002). Evolution of networks. *Adv. Phys.* **51**, 1079.
- (10) Newman, M. E. J. (2003). The structure and function of complex networks. *SIAM Review* **45**, 167.
- (11) Boccaletti, S., Latora, V., Moreno, Y., Chavez, M., and Hwang, D.-U. (2006). Complex networks: structure and dynamics. *Phys. Rep.* **424**, 175.
- (12) Dorogovtsev, S. N., Goltsev, A. V., and Mendes, J. F. F. (2008). Critical phenomena in complex networks. *Rev. Mod. Phys.* **80**, 1275; arXiv.org/0705.0010.
- (13) Arenas, A., Diaz-Guilera, A., Kurths, J., Moreno, Y., and Zhou, C. (2008). Synchronization in complex networks. *Phys. Rep.* **469**, 93.

- (14) Costa, L. F., Rodrigues, F. A., Travieso, G., and Villas Boas, P. R. (2007). Characterization of complex networks: A survey of measurements. *Adv. Phys.* **56**, 167.
- (15) Castellano, C., Fortunato, S., and Loreto, V. (2009). Statistical physics of social dynamics. *Rev. Mod. Phys.* **81**, 591.

References

- [1] Abramowicz, H., *et al.* (2009). *Future Internet: The Cross-ETP Vision Document*. (D. Papadimitriou, ed.) http://www.future-internet.eu/fileadmin/documents/reports/Cross-ETPs_FIVision_Document_v1.0.pdf.
- [2] Achlioptas, D., D'Souza, R. M., and Spencer, J. (2009). Explosive percolation in random networks. *Science* **1453**, 323.
- [3] Adler, J. (1991). Bootstrap percolation. *Physica A* **171**, 453.
- [4] Albert, R. and Barabási, A.-L. (2002). Statistical mechanics of complex networks. *Rev. Mod. Phys.* **47**, 74.
- [5] Albert, R., Jeong, H., and Barabási, A.-L. (1999). Diameter of the worldwide web. *Nature* **401**, 130.
- [6] Albert, R., Jeong, H., and Barabási, A.-L. (2000). Attack and error tolerance of complex networks. *Nature* **406**, 378.
- [7] Aleksiejuk, A., Holyst, J. A., and Stauffer, D. (2002). Ferromagnetic phase transition in Barabási-Albert networks. *Physica A* **310**, 260.
- [8] Almaas, E., Kovács, B., Vicsek, T., Oltvai, Z. N., and Barabási, A.-L. (2004). Global organization of metabolic fluxes in the bacterium, *Escherichia coli*. *Nature* **427**, 839.
- [9] Alvarez-Hamelin, J. I., Dall'Asta, L., Barrat, A., and Vespignani, A. (2006). *k*-core decomposition: a tool for the visualization of large scale networks. *Advances in Neural Information Processing Systems (Canada)* **18**, 41.
- [10] Amaral, L. A. N., Scala, A., Barthélémy, M., and Stanley H. E. (2000). Classes of small-world networks. *PNAS* **97**, 11149.
- [11] Arenas, A., Díaz-Guilera, A., and Guimerà, R. (2001). Communication in networks with hierarchical branching. *Phys. Rev. Lett.* **86**, 3196.
- [12] Arenas, A., Diaz-Guilera, A., Kurths, J., Moreno, Y., and Zhou, C. (2008). Synchronization in complex networks. *Phys. Rep.* **469**, 93.
- [13] Bak, P. (1996). *How Nature Works: The Science of Self-Organized Criticality*. New York, Copernicus.
- [14] Barabási, A.-L. and Albert, R. (1999). Emergence of scaling in random networks. *Science* **286**, 509.
- [15] Barabási, A.-L. and Oltvai, Z. N. (2004). Network biology: understanding the cell's functional organization. *Nature Reviews Genetics* **5**, 101.
- [16] Barabási, A.-L., Ravasz, E., and Vicsek, T. (2001). Deterministic scale-free networks. *Physica A* **299**, 559.
- [17] Barahona, M. and Pecora, L. (2002). Synchronization in small-world systems. *Phys. Rev. Lett.* **89**, 054191.
- [18] Barrat, A., Barthélémy, M., and Vespignani, A. (2004). Weighted evolu-

- ing networks: coupling topology and weights dynamics. *Phys. Rev. Lett.* **92**, 228701.
- [19] Barrat, A., Barthélemy, M., Pastor-Satorras, R., and Vespignani, A. (2004). The architecture of complex weighted networks. *PNAS* **101**, 3747.
- [20] Barrat, A. and Pastor-Satorras, R. (2005). Rate equation approach for correlations in growing network models. *Phys. Rev. E* **71**, 036127.
- [21] Baskerville, K., Grassberger, P., and Paczuski, M. (2007). Graph animals, subgraph sampling, and motif search in large networks. *Phys. Rev. E* **76**, 036107.
- [22] Bender, E. A. and Canfield, E. R. (1978). The asymptotic number of labelled graphs with given degree sequences. *J. Combinatorial Theor. A* **24**, 296.
- [23] Bénichou, O. and Voituriez, R. (2007). Comment on ‘Localization transition of biased random walks on random networks’. *Phys. Rev. Lett.* **99**, 209801.
- [24] Berger, N., Bollobás, B., Borgs, C., Chayes, J., and Riordan, O. (2003). Degree distribution of the FKP network model. *Lecture Notes in Computer Science* **2719**, 725.
- [25] Berners-Lee, T. (1999). *Weaving the Web: The Past, Present and Future of the World Wide Web by Its Inventor*. Harper Collins Publishers, London.
- [26] Bianconi, G. (2002). Mean field solution of the Ising model on a Barabási-Albert network. *Phys. Lett. A* **303**, 166.
- [27] Bianconi, G. (2005). Emergence of weight-topology correlations in complex scale-free networks. *Europhys. Lett.* **71**, 1029.
- [28] Bianconi, G. and Barabási, A.-L. (2001a). Competition and multiscaling in evolving networks. *Europhys. Lett.* **54**, 439.
- [29] Bianconi, G. and Barabási, A.-L. (2001b). Bose–Einstein condensation in complex networks. *Phys. Rev. Lett.* **86**, 5632.
- [30] Bianconi, G. and Capocci, A. (2003). Number of loops of size h in growing scale-free networks. *Phys. Rev. Lett.* **90**, 078701.
- [31] Bianconi, G., Gulbahce, N., and Motter, A. E. (2008). Local structure of directed networks. *Phys. Rev. Lett.* **100**, 118701.
- [32] Bianconi, G. and Marsili, M. (2005). Loops of any size and Hamilton cycles in random scale-free networks. *J. Stat. Mech.* P06005.
- [33] Bianconi, G. and Marsili, M. (2006). Emergence of large cliques in random scale-free networks. *Europhys. Lett.* **74**, 740.
- [34] Boguñá, M. and Krioukov, D. (2009). Navigating ultrasmall worlds in ultrashort time. *Phys. Rev. Lett.* **102**, 058701.
- [35] Boguñá, M., Krioukov, D., and claffy, kc. (2009). Navigability of complex networks. *Nature Physics* **5**, 74.
- [36] Boguñá, M. and Pastor-Satorras, R. (2002) Epidemic spreading in correlated complex networks. *Phys. Rev. E* **66**, 047104.
- [37] Boguñá, M., Pastor-Satorras, R., and Vespignani, A. (2003) Epidemic spreading in complex networks with degree correlations. *Lecture Notes in Physics* **625**, 127.

- [38] Bollobás, B. (1980). A probabilistic proof of an asymptotic formula for the number of labelled random graphs. *Eur. J. Combinatorics* **1**, 311.
- [39] Bollobás, B. (1984). The evolution of sparse graphs. In *Graph Theory and Combinatorics: Proc. Cambridge Combinatorial Conf. in honour of Paul Erdős* (B. Bollobás, ed.). Academic Press, New York, p. 35.
- [40] Bollobás, B. and Riordan, O. M. (2002). Mathematical results on scale-free random graphs. In *Handbook of Graphs and Networks: From the Genome to the Internet* (S. Bornholdt and H. G. Schuster, eds.). Wiley-VCH, Berlin, p. 1.
- [41] Bollobás, B. and Riordan, O. M. (2004). The diameter of a scale-free random graph. *Combinatorica* **24**, 5.
- [42] Bornholdt, S. and Ebel, H. (2001). World-Wide Web scaling exponent from Simon's 1955 model. *Phys. Rev. E* **64**, 035104.
- [43] Brin, S. and Page, L. (1998). The anatomy of a large-scale hypertextual web search engine. In *Proc. of the Seventh Int. World Wide Web Conf.* p. 107.
- [44] Broder, A., Kumar, R., Maghoul, F., Raghavan, P., Rajagopalan, S., Stata, R., Tomkins, A., and Wiener, J. (2000). Graph structure in the web. *Comput. Netw.* **33**, 309.
- [45] Burda, Z., Correia, J. D., and Krzywicki, A. (2001). Statistical ensemble of scale-free random graphs. *Phys. Rev. E* **64**, 046118.
- [46] Burda, Z., Jurkiewicz, J., and Krzywicki, A. (2004). Network transitivity and matrix models. *Phys. Rev. E* **69**, 026106.
- [47] Burda, Z. and Krzywicki, A. (2003). Uncorrelated random networks. *Phys. Rev. E* **67**, 046118.
- [48] Caldarelli, G., Capocci, A., De Los Rios, P., and Muñoz, M. A. (2002). Scale-free networks from varying vertex intrinsic fitness. *Phys. Rev. Lett.* **89**, 258702.
- [49] Callaway, D. S., Hopcroft, J. E., Kleinberg, J. M., Newman, M. E. J., and Strogatz, S. H. (2001). Are randomly grown graphs really random? *Phys. Rev. E* **64**, 041902.
- [50] Callaway, D. S., Newman, M. E. J., Strogatz, S. H., and Watts, D. J. (2000). Network robustness and fragility: Percolation on random graphs. *Phys. Rev. Lett.* **85**, 5468.
- [51] Carmi, S., Carter, S., Sun, J., and ben-Avraham, D. (2009). Asymptotic behavior of the Kleinberg model. *Phys. Rev. Lett.* **102**, 238702.
- [52] Cartozo, C. C. and De Los Rios, P. (2009). Extended navigability of small world networks: exact results and new insights. *Phys. Rev. Lett.* **102**, 238703.
- [53] Cerf, V. (2001). A brief history of the Internet and related networks. <http://www.isoc.org/internet/history/cerf.shtml>.
- [54] Chalupa, J., Leath, P. L., and Reich, G. R. (1979). Bootstrap percolation on a Bethe lattice. *J. Phys. C* **12**, L31.
- [55] Chung, F. and Lu, L. (2002). Connected components in random graphs with given degree sequences. *Ann. Combin.* **6**, 125.
- [56] Clauset, A. and Moore, C. (2005). Accuracy and scaling phenomena in Internet mapping. *Phys. Rev. Lett.* **94**, 018701.

- [57] Cohen, R., ben-Avraham, D., and Havlin S. (2002). Percolation critical exponents in scale-free networks. *Phys. Rev. E* **66**, 036113.
- [58] Cohen, R., Erez, K., ben-Avraham, D., and Havlin, S. (2000). Resilience of the Internet to random breakdowns. *Phys. Rev. Lett.* **85**, 4625.
- [59] Cohen, R., Erez, K., ben-Avraham, D., and Havlin, S. (2001). Breakdown of the Internet under intentional attack. *Phys. Rev. Lett.* **86**, 3682.
- [60] Cohen, R. and Havlin, S. (2003). Ultra small world in scale-free networks. *Phys. Rev. Lett.* **90**, 058701.
- [61] Cohen, R., Havlin, S., and ben-Avraham, D. (2003a). Structural properties of scale free networks. In *Handbook of Graphs and Networks: From the Genome to the Internet* (S. Bornholdt and H. G. Schuster, eds.). Wiley-VCH, Berlin, p. 85.
- [62] Cohen, R., Havlin, S., and ben-Avraham, D. (2003b). Efficient immunization strategies for computer networks and populations. *Phys. Rev. Lett.* **91**, 247901.
- [63] Colizza V., Flammini A., Serrano, M. A., and Vespignani A. (2006). Detecting rich-club ordering in complex networks. *Nature Physics* **2**, 110.
- [64] Colizza, V. and Vespignani, A. (2007). Invasion threshold in heterogeneous metapopulation networks. *Phys. Rev. Lett.* **99**, 148701.
- [65] Connolly, D. (2000). A little history of the World Wide Web. <http://www.w3.org/History.html>.
- [66] Costa, L. da F., Rodrigues, F. A., Travieso, G., and Boas, P. R. Villas. (2007). Characterization of complex networks: A survey of measurements. *Adv. Phys.* **56**, 167.
- [67] Dall, J. and Christensen, M. (2002). Random geometric graphs. *Phys. Rev. E* **66**, 016121.
- [68] de Menezes, M. A. and Barabási, A.-L. (2004). Fluctuations in network dynamics. *Phys. Rev. Lett.* **92**, 028701.
- [69] Derényi, I., Palla G., and Vicsek, T. (2005). Clique percolation in random networks. *Phys. Rev. Lett.* **94**, 160202.
- [70] Dodds, P. S., Muhamad, R., and Watts, D. J. (2003). An experimental study of search in global social networks. *Science* **301**, 827.
- [71] Donato, D., Laura, L., Leonardi, S., and Millozzi, S. (2004). Large scale properties of the Webgraph. *Eur. Phys. J. B* **38**, 239.
- [72] Donetti, L., Hurtado, P. I., and Muñoz, M. A. (2005). Entangled networks, synchronization, and optimal network topology. *Phys. Rev. Lett.* **95**, 188701.
- [73] Dorogovtsev, S. N., Ferreira, A. L., Goltsev, A. V., and Mendes, J. F. F. (2009). Zero Pearson coefficient for strongly correlated growing trees. arXiv.org/0911.4285.
- [74] Dorogovtsev, S. N., Goltsev, A. V., and Mendes, J. F. F. (2002a). Pseudofractal scale-free web. *Phys. Rev. E* **65**, 066122.
- [75] Dorogovtsev, S. N., Goltsev, A. V., and Mendes, J. F. F. (2002b). Ising model on networks with an arbitrary distribution of connections. *Phys. Rev. E* **66**, 016104.
- [76] Dorogovtsev, S. N., Goltsev, A. V., and Mendes, J. F. F. (2006). k -core organization of complex networks. *Phys. Rev. Lett.* **96**, 040601.

- [77] Dorogovtsev, S. N., Goltsev, A. V., and Mendes, J. F. F. (2008). Critical phenomena in complex networks. *Rev. Mod. Phys.* **80**, 1275; arXiv.org/0705.0010.
- [78] Dorogovtsev, S. N. and Mendes, J. F. F. (2001). Effect of the accelerated growth of communications networks on their structure. *Phys. Rev. E* **63**, 025101.
- [79] Dorogovtsev, S. N. and Mendes, J. F. F. (2002). Evolution of networks. *Adv. Phys.* **51**, 1079.
- [80] Dorogovtsev, S. N. and Mendes, J. F. F. (2003). *Evolution of Networks: From the Biological Nets to the Internet and WWW*. Oxford University Press, Oxford.
- [81] Dorogovtsev, S. N., Mendes, J. F. F., and Samukhin, A. N. (2000). Structure of growing networks with preferential linking. *Phys. Rev. Lett.* **85**, 4633.
- [82] Dorogovtsev, S. N., Mendes, J. F. F., and Samukhin, A. N. (2001). Anomalous percolation properties of growing networks. *Phys. Rev. E* **64**, 066110.
- [83] D'Souza, R. M., Krapivsky, P. L., and Moore, C. (2007). The power of choice in network growth. *Eur. Phys. J. B* **59**, 535.
- [84] Echenique, P., Gómez-Gardeñes, J., and Moreno, Y. (2005). Dynamics of jamming transitions in complex networks. *Europhys. Lett.* **71**, 325.
- [85] Eckmann, J.-P. and Moses, E. (2002). Curvature of co-links uncovers hidden thematic layers in the World Wide Web. *PNAS* **99**, 5825.
- [86] Emmerling, M., Dauner, M., Ponti, A., Fiaux, J., Hochuli, M., Szyperski, T., Wuthrich, K., Bailey, J. E., Sauer, U. (2002). Metabolic flux responses to pyruvate kinase knockout in *Escherichia coli*. *J. Bacteriology* **184**, 152.
- [87] Erdős, P. and Rényi, A. (1959). On random graphs. *Publ. Math. Debrecen* **6**, 290.
- [88] Erdős, P. and Rényi, A. (1960). On the evolution of random graphs. *Publ. Math. Inst. Hung. Acad. Sci.* **5**, 17.
- [89] Fabrikant, A., Koutsoupias, E., and Papadimitriou, C. H. (2002). Heuristically optimized trade-offs: A new paradigm for power laws in the Internet. *Lecture Notes in Computer Science* **2380**, 110.
- [90] Fabrikant, A., Luthra, A., Maneva, E., Papadimitriou, C. H., and Shenker, S. (2003). On a network creation game. In *Proceedings of the 22nd ACM Symposium on Principles of Distributed Computing (PODC 2003)* p. 347.
- [91] Faloutsos, M., Faloutsos, P., and Faloutsos, C. (1999). On power-law relationships of the Internet topology. *Comput. Commun. Rev.* **29**, 251.
- [92] Feng, Q., Su, C., and Hu, Z. (2005). Branching structure of uniform recursive trees. *Science in China Ser. A* **48**, 769.
- [93] Fortunato, S., Boguñá, M., Flammini, A., and Menczer, F. (2008). Approximating PageRank from in-degree. *Lecture Notes In Computer Science* **4936**, 59.
- [94] Fortunato, S. and Castellano, C. (2009). Community structure in graphs. In *Encyclopedia of Complexity and Systems Science* (R. A. Meyers, ed.). Springer, Berlin, p. 1141; arXiv:0712.2716.

- [95] Fronczak, A. and Fronczak, P. (2009). Biased random walks on complex networks: the role of local navigation rules. *Phys. Rev. E* **80**, 016107.
- [96] Goh, K.-I., Cusick, M. E., Valle, D., Childs, B., Vidal, M., and Barabási, A.-L. (2007). The human disease network. *PNAS* **104**, 8685.
- [97] Goh, K.-I., Kahng, B., and Kim, D. (2001). Universal behavior of load distribution in scale-free networks. *Phys. Rev. Lett.* **87**, 278701.
- [98] Goh, K.-I., Lee, D. S., Kahng, B., and Kim, D. (2003). Sandpile on scale-free networks. *Phys. Rev. Lett.* **91**, 148701.
- [99] Goh, K.-I., Salvi, G., Kahng, B., and Kim, D. (2006). Skeleton and fractal scaling in complex networks. *Phys. Rev. Lett.* **96**, 018701.
- [100] Granovetter, M. S. (1973). The strength of weak ties. *American Journal of Sociology* **78**, 1360.
- [101] Granovetter, M. (1983). The strength of weak ties: A network theory revisited. *Sociological Theory* **1**, 201.
- [102] Hartmann, A. K. and Weigt, M. (2005). *Phase Transitions in Combinatorial Optimization Problems: Basics, Algorithms and Statistical Mechanics*. Wiley-VCH, Berlin.
- [103] Hong, H., Kim B. J., Choi, M. Y., and Park, H. (2004). Factors that predict better synchronizability on complex networks. *Phys. Rev. E* **69**, 067105.
- [104] Ichinomiya, T. (2004). Frequency synchronization in a random oscillator network. *Phys. Rev. E* **70**, 026116.
- [105] Jeong, H., Mason, S.P., Barabási, A.-L., and Oltvai, Z.N. (2001). Lethality and centrality in protein networks. *Nature* **411**, 41.
- [106] Jeong, H., Tombor, B., Albert, R., Oltvai, Z.N., and Barabási, A.-L. (2000). The large-scale organization of metabolic networks. *Nature* **407**, 651.
- [107] Jonsson, T. and Stefánsson, S. Ö. (2008). The spectral dimension of random brushes. *J. Phys. A* **41**, 045005.
- [108] Kim, D.-H. and Motter, A. E. (2007). Ensemble averageability in network spectra. *Phys. Rev. Lett.* **98**, 248701.
- [109] Kim, B. J., Trusina, A., Minnhagen, P., and Sneppen, K. (2005). Self organized scale-free networks from merging and re-generation. *Eur. Phys. J. B* **43**, 369.
- [110] Kleinberg, J. (2000). Navigation in a small world. *Nature* **406**, 845.
- [111] Kleinberg, J. (2000). The small-world phenomenon: An algorithmic perspective. In *Proc. 32nd ACM Symposium on Theory of Computing* p. 163.
- [112] Kleinberg, J. (2006). Complex networks and decentralized search algorithms. In *Proc. Int. Congress of Mathematicians (ICM) III* 1019.
- [113] Kleinfeld, J. (2002). The small world problem. (Could it be a big world after all? The 'six degrees of separation' myth.). *Society*, **39**, 62.
- [114] Krapivsky, P. L., Redner, S., and Leyvraz, F. (2000). Connectivity of growing random networks. *Phys. Rev. Lett.* **85**, 4629.
- [115] Krapivsky, P. L. and Redner, S. (2001). Organization of growing random networks. *Phys. Rev. E* **63**, 066123.
- [116] Kuramoto, Y. (1984). *Chemical Oscillations, Waves, and Turbulence*.

Springer, Berlin.

- [117] Lee, E. J., Goh, K.-I., Kahng, B., and Kim, D. (2005). Robustness of the avalanche dynamics in data packet transport on scale-free networks. *Phys. Rev. E* **71**, 056108.
- [118] Leland, W. E., Taqqu, M. S., Willinger, W., and Wilson, D. W. (1994). On the self-similar nature of Ethernet traffic (extended version). *IEEE/ACM Trans. Network.* **2**, 1.
- [119] Leone, M., Vázquez, A., Vespignani, A., and Zecchina, R. (2002). Ferromagnetic ordering in graphs with arbitrary degree distribution. *Eur. Phys. J. B* **28**, 191.
- [120] Leskovec, J., Kleinberg, J., and Faloutsos, C. (2007). Laws of graph evolution: Densification and shrinking diameters. *ACM Transactions on Knowledge Discovery from Data (ACM TKDD)* **1** (1), article No 2.
- [121] Mandelbrot, B. (1953). An informational theory of the statistical structure of languages. *Communication theory*, (W. Jackson, ed.) Betterworth, London, p. 486.
- [122] Maslov, S. and Sneppen, K. (2002). Specificity and stability in topology of protein networks. *Science* **296**, 910.
- [123] Maslov, S., Sneppen, K., and Alon, U. (2003). Correlation profiles and motifs in complex networks. In *Handbook of Graphs and Networks: From the Genome to the Internet* (S. Bornholdt and H. G. Schuster, eds.). Wiley-VCH, Berlin, p. 168.
- [124] Meloni, S., Gomez-Gardenes, J., Latora, V., and Moreno, Y. (2008). Scaling breakdown in flow fluctuations on complex networks. *Phys. Rev. Lett.* **100**, 208701.
- [125] Milgram, S. (1967). The small world problem. *Psychology Today* **2**, 60.
- [126] Milo, R., Shen-Orr, S., Itzkovitz, S., Kashtan, N., Chklovskii, D., and Alon, U. (2002). Network motifs: Simple building blocks of complex networks. *Science* **298**, 824.
- [127] Mitzenmacher, M. (2001). A brief history of generative models for power law and lognormal distributions. Harvard University, Computer Science Group, Technical Report TR-08-01.
- [128] Molloy, M. and Reed, B. A. (1995). A critical point for random graphs with a given degree sequence. *Random Struct. Algor.* **6**, 161.
- [129] Molloy, M. and Reed, B. A. (1998). The size of the giant component of a random graph with a given degree sequence. *Combin. Prob. Comp.* **7**, 295.
- [130] Moreno, Y. and Pacheco, A. F. (2004). Synchronization of Kuramoto oscillators in scale-free networks. *Europhys. Lett.* **68**, 603.
- [131] Motter, A. E. and Lai, Y.-C. (2002). Cascade-based attacks on complex networks. *Phys. Rev. E* **66**, 065102.
- [132] Newman, M. E. J. (2000). Models of the small world. *J. Stat. Phys.* **101**, 819.
- [133] Newman, M. E. J. (2002). Random graphs as models of networks. In *Handbook of Graphs and Networks: From the Genome to the Internet* (S. Bornholdt and H. G. Schuster, eds.). Wiley-VCH, Berlin, p. 35.
- [134] Newman, M. E. J. (2002). Assortative mixing in networks. *Phys. Rev.*

- Lett.* **89**, 208701.
- [135] Newman, M. E. J. (2006). Finding community structure in networks using the eigenvectors of matrices. *Phys. Rev. E* **74**, 036104.
- [136] Newman, M. E. J. (2007). Component sizes in networks with arbitrary degree distributions. *Phys. Rev. E* **76**, 045101.
- [137] Newman, M. E. J. (2009). Random graphs with clustering. *Phys. Rev. Lett.* **103**, 058701.
- [138] Newman, M. E. J., Forrest, S., and Balthrop, J. (2002). Email networks and the spread of computer viruses. *Phys. Rev. E* **66**, 035101.
- [139] Newman, M. E. J. and Girvan, M. (2004). Finding and evaluating community structure in networks. *Phys. Rev. E* **69**, 026113.
- [140] Newman M. E. J., Strogatz, S. H., and Watts D. J. (2001). Random graphs with arbitrary degree distributions and their applications. *Phys. Rev. E* **64**, 026118.
- [141] Noh, J. D. and Rieger, H. (2004). Random walks on complex networks. *Phys. Rev. Lett.* **92**, 118701.
- [142] Nowak, M. A. and May, R. M. (1992). Evolutionary games and spatial chaos. *Nature* **359**, 826.
- [143] Ohno, S. (1970). *Evolution by Gene Duplication*. Springer-Verlag, New York.
- [144] Onnela, J.-P., Saramäki, J., Hyvönen, J., Szabó, G., Lazer, D., Kaski, K., Kertész, J., and Barabási, A.-L. (2007). Structure and tie strengths in mobile communication networks. *PNAS* **104**, 7332.
- [145] Onnela, J.-P., Saramäki, J., Hyvönen, J., Szabó, G., de Menezes, M., Kaski, K., Barabási, A.-L., and Kertész, J. (2007). Analysis of a large-scale weighted network of one-to-one human communication. *New J. Phys.* **9**, 179.
- [146] Pacheco, J. M., Traulsen, A., and Nowak, M. A. (2006). Co-evolution of strategy and structure in complex networks with dynamical linking. *Phys. Rev. Lett.* **97**, 258103.
- [147] Palla, G., Derenyi, I., Farkas, I., and Vicsek, T. (2005). Uncovering the overlapping community structure of complex networks in nature and society. *Nature* **435**, 814.
- [148] Pastor-Satorras, R., Vázquez, A., and Vespignani, A. (2001). Dynamical and correlation properties of the Internet. *Phys. Rev. Lett.* **87**, 258701.
- [149] Pastor-Satorras, R. and Vespignani, A. (2001). Epidemic spreading in scale-free networks. *Phys. Rev. Lett.* **86**, 3200.
- [150] Pastor-Satorras, R. and Vespignani, A. (2004). *Evolution and Structure of the Internet: A Statistical Physics Approach*. Cambridge University Press, Cambridge.
- [151] Petermann, T. and De Los Rios, P. (2004). Exploration of scale-free networks: do we measure the real exponents? *Euro. Phys. J. B* **38**, 201.
- [152] Price, D. J. de S. (1965). Networks of scientific papers. *Science* **149**, 510.
- [153] Price, D. J. de S. (1976). A general theory of bibliometric and other cumulative advantage processes. *J. Amer. Soc. Inform Sci.* **27**, 292.
- [154] Ravasz, E. and Barabási, A.-L. (2003). Hierarchical organization in

- complex networks. *Phys. Rev. E* **67**, 026112.
- [155] Ravasz, E., Somera, A. L., Mongru, D. A., Oltvai, Z. N., and Barabasi, A.-L. (2002). Hierarchical organization of modularity in metabolic networks. *Science* **297**, 1551.
- [156] Rho, K., Jeong, H., and Kahng, B. (2006). Identification of lethal cluster of genes in the yeast transcription network. *Physica A* **364**, 557.
- [157] Rodgers, G. J. and Bray, A. J. (1988). Density of states of a sparse random matrix. *Phys. Rev. B* **37**, 3557.
- [158] Santos, F. C. and Pacheco, J. M. (2005). Scale-free networks provide a unifying framework for the emergence of cooperation. *Phys. Rev. Lett.* **95**, 098104.
- [159] Schenk, K., Drossel, B., Clar, S., and Schwabl, F. (2000). Finite-size effects in the self-organized critical forest-fire model. *Eur. Phys. J. B* **15**, 177.
- [160] Serrano, M. A., Krioukov, D., and Boguñá, M. (2008). Self-similarity of complex networks and hidden metric spaces. *Phys. Rev. Lett.* **100**, 078701.
- [161] Shao, J., Buldyrev, S. V., Cohen, R., Kitsak, M., Havlin, S., and Stanley, H. E. (2008). Fractal boundaries of complex networks. *EPL* **84**, 48004.
- [162] Simkin, M. V. and Roychowdhury, V. P. (2006). Re-inventing Willis. [physics/0601192](https://arxiv.org/abs/physics/0601192).
- [163] Simon, H. A. (1955). On a class of skew distribution functions. *Biometrika* **42**, 425.
- [164] Smith, R. D. (2008). The dynamics of Internet traffic: Self-similarity, self-organization, and complex phenomena. [arXiv:0807.3374](https://arxiv.org/abs/0807.3374).
- [165] Solomonoff, R. and Rapoport, A. (1951). Connectivity of random nets. *Bulletin of Mathematical Biophysics* **13**, 107.
- [166] Solomonoff, R. (1952). An exact method for the computation of the connectivity of random nets. *Bulletin of Mathematical Biophysics* **14**, 153.
- [167] Sood, V. and Grassberger, P. (2007). Localization transition of biased random walks on random networks. *Phys. Rev. Lett.* **99**, 098701.
- [168] Sreenivasan, S., Cohen, R., López, E., Toroczkai, Z., and Stanley, H. E. (2007). Structural bottlenecks for communication in networks. *Phys. Rev. E* **75**, 036105.
- [169] Stauffer, D. and Aharony, A. (1992). *Introduction to Percolation Theory*. Taylor & Francis, London.
- [170] Strauss, D. (1986). On a general class of models for interaction. *SIAM Review* **28**, 513.
- [171] Strogatz S. H. (2003). *SYNC: The Emerging Science of Spontaneous Order*. Hyperion, New York.
- [172] Strogatz S. H. (2000). From Kuramoto to Crawford: Exploring the onset of synchronization in populations of coupled oscillators. *Physica D* **143**, 1.
- [173] Szabó, G. and Fath, G. (2007). Evolutionary games on graphs. *Phys. Rep.* **446**, 97.

- [174] Szymański, J. (1987). On a nonuniform random recursive tree. *Ann. Discrete. Math.* **33**, 297.
- [175] Tadic, B., Thurner, S., and Rodgers G. J. (2004). Traffic on complex networks: Towards understanding global statistical properties from microscopic density fluctuations. *Phys. Rev. E* **69**, 036102.
- [176] Vázquez, A., Dobrin, R., Sergi, D., Eckmann, J.-P., Oltvai, Z. N., and Barabási, A.-L. (2004). The topological relationship between the large-scale attributes and local interaction patterns of complex networks. *PNAS* **101**, 17945.
- [177] Vázquez, A., Pastor-Satorras, R., and Vespignani, A. (2002). Large-scale topological and dynamical properties of Internet. *Phys. Rev. E* **65**, 066130.
- [178] Valverde, S. and Solé, R. V. (2005). Logarithmic growth dynamics in software networks. *Europhys. Lett.* **72**, 858.
- [179] Wang, W.-X., Wang, B.-H., Yin, C.-Y., Xie, Y.-B., and Zhou, T. (2006). Traffic dynamics based on local routing protocol on a scale-free network. *Phys. Rev. E* **73**, 026111.
- [180] Watts, D. J., Dodds, P. S., and Newman, M. E. J. (2002). Identity and search in social networks. *Science* **296**, 1302.
- [181] Watts, D. J. and Strogatz, S. H. (1998). Collective dynamics of small-world networks. *Nature* **393**, 440.
- [182] Willinger, W., Govindan, R., Jamin, S., Paxon, V., and Shenker, S. (2002). Scaling phenomena in the Internet: Critically examining criticality. *PNAS* **99**, 2573.
- [183] Yule, G. U. (1925). A mathematical theory of evolution based on the conclusions of Dr. J. C. Willis. *Phil. Trans. Royal Soc. London B* **213**, 21.
- [184] Zachary, W. W. (1977). An information flow model for conflict and fission in small groups. *J. Anthropological Research* **33**, 452.
- [185] Zhou, S. and Mondragón R. J. (2004). The rich-club phenomenon in the Internet topology. *IEEE Commun. Lett.* **8**, 180.
- [186] Zlatić, V., Ghoshal, G., and Caldarelli, G. (2009). Hypergraph topological quantities for tagged social networks. *Phys. Rev. E* **80**, 036118.

Index

- adaptive routing, 96
- adjacency matrix, 8, 78, 104, 106
- ARPANET, 25
- avalanche, 98, 109

- Barabási–Albert model, 52, 53, 65, 71, 105, 109
- Berezinskii–Kosterlitz–Thouless transition, 59
- Bethe lattice, 2, 3, 12, 45, 47
- betweenness centrality, 37, 55, 80, 95
 - distribution, 37, 56
- branching, 3, 12, 20, 22, 42, 85, 109

- cascading failures, 97
- Cayley tree, 2, 4
- Chung–Lu model, 34
- CiteULike, 32
- clique, 11, 73, 81
- clustering, 7
 - coefficient, 7, 8, 11, 20, 35, 38, 53, 66
 - local, 7, 27, 66
 - mean, 7, 27
- community, 69, 77, 78
- condensation, 57
- configuration model, 33, 41
- congestion, 95
 - threshold, 96
- connected component, 13
 - finite, 15
 - distribution, 15, 43
 - giant, 14, 22, 41, 59
 - in-, 29
 - out-, 29
 - strongly, 29
 - weakly, 29
- copying process, 55
- correlations, 61
 - assortative, 63
 - degree–degree, 61
 - disassortative, 63
- Curie–Weiss law, 15
- cycle, 1

- decentralized search algorithms, 86
- degree, 1
 - distribution, 6
 - cumulative, 26, 76
 - cut-off, 45, 56, 65
 - heavy-tailed, 7
 - exponent, 7
 - exponential, 51
 - nearest-neighbour, 35
 - Poisson, 10
 - power-law, 7
 - scale-free, 7
- in-degree, 18
 - distribution, 29
- out-degree, 18
 - distribution, 29
- Deep Web, 28
- diameter, 3, 29
- dimension, 3
 - fractal, 3
 - Hausdorff, 3, 24
 - spectral, 23
- disease genes, 32
- duplication–divergence process, 55

- Echenique–Gómez–Gardeñes–Moreno model, 96
- edge, 1
- electric power grid, 97
- epidemic threshold, 48
- epidemic outbreaks, 49
- Erdős number, 17
- Erdős–Rényi graph, 9, 33

- Fabrikant–Koutsoupias–Papadimitriou model, 115
- Flickr, 32
- forest fires, 110
- fractal, 3, 22

- games, 108
- genome, 30, 32
- genetic disorders, 32
- Gilbert model, 5
- Granovetter’s hypothesis, 67
- graph, 1
 - bipartite, 2, 17, 32
 - brush, 2, 23
 - cage, 2, 108
 - comb, 2
 - classical random, 5, 9, 33, 61
 - deterministic, 60
 - exponential random, 57
 - fully connected, 2, 99, 104
 - hypergraph, 2, 32
 - isomorphic, 5, 75
 - labelled, 5, 33
 - multi-graph, 1
 - random geometric, 89
 - random regular, 12
 - regular, 2
 - simple, 1
 - star, 2
- greedy algorithm, 86
 - delivery time, 87
- greedy routing, 87
- Google, 28, 90
 - PageRank, 90
- growth, 51
 - accelerated, 27, 58
 - linear, 58

- hidden variables, 34, 66
- hierarchical organization, 82
- Hurst exponent, 94
- hyperedge, 2, 32
- hyperlink, 25
- hypertext, 28

- Ising model, 99
- immunization, 49
- Internet, 25
 - Autonomous System level, 26, 46
 - protocols, 25, 93
 - router level, 26, 46

- Kac formula, 84
- k -core, 46
- Königsberg bridge problem, 1
- Kuramoto model, 104

- Laplacian matrix, 106
- Laplacian spectrum, 107
- lattice, 3, 19, 23, 87
- link, 1
 - weight, 67
- load, 37, 97
- loop, 1, 11, 35

- mean-field theory, 15, 45, 100
- metapopulation models, 50
- metric space, 89
- Metropolis algorithm, 57
- Milgram’s experiment, 4, 86
- mixing, 63
 - assortative, 63

- disassortative, 63
- modularity, 76
- Molloy–Reed criterion, 42
- motif, 66, 73
- Motter–Lai model, 97
- network, 1
 - airport, 70, 71
 - annealed, 100
 - coauthorship, 17
 - complex, v
 - directed, 4, 29, 75, 90
 - equilibrium, 6, 20, 33
 - Fortune 1000, 38
 - human disease, 32
 - locally tree-like, 11, 36
 - karate club, 78
 - metabolic reactions, 30
 - navigable, 87, 90
 - neuronal, 103
 - non-equilibrium, 20, 57
 - phone call, 68
 - protein, 30
 - physical interactions, 30
 - functional interactions, 55
 - random, 5
 - scale-free, 7
 - searchable, 88
 - social, 4, 32, 63, 67
 - sparse, 8
 - small-world, 19, 107
 - tagged social, 32
 - uncorrelated, 10, 33
 - undirected, 1
 - weighted, 31, 67
- Newman–Girvan algorithm, 77, 80
- node, 1
 - strength, 70
- order parameter, 14, 100
 - complex, 104
 - congestion, 96
- packet switching, 93
- Pareto distribution, 53
- path, 1
 - optimal, 71
 - shortest, 3
- Pearson coefficient, 62
- percolation, 14
 - bootstrap, 50
 - clique, 74
 - explosive, 117
 - threshold, 14, 44
- Petersen graph, 2
- phase transition, 14
 - continuous, 14
 - first order, 47
 - hybrid, 47
 - infinite order, 59
 - mixed, 47
 - second order, 100
- Poisson process, 93
- preferential attachment, 52
 - linear, 54
 - nonlinear, 56
 - proportional, 52
- prevalence, 48
- prisoner's dilemma, 108
 - spatial, 109
- projection, 2, 38
- random walk, 83
 - autocorrelation function, 85
 - biased, 85
 - first return time, 84
 - on directed networks, 90
 - recurrent, 84
 - simple, 83
 - transient, 84
- randomization algorithm, 65
- reproductive number, 48
- rich-club phenomenon, 46, 65
- routing, 93
 - adaptive, 96
 - greedy, 87
- routing table, 89, 93
- sandpile model, 111
- self-averaging, 6, 98
- self-organized criticality, 109
- self-organization, 54
- shortest path, 3
- shortest-path length, 3, 13, 18, 37
- Simon model, 54
- SIR model, 48
- SIS model, 48
- small world, 3
- static model, 35
- statistical ensemble, 5
- statistical weight, 5
- Surface Web, 28
- synchronizability, 107
 - criterion, 107
- synchronization, 102
- tolerance parameter, 97
- traffic, 93
- autocorrelation function, 94
 - fluctuations, 95
 - self-similar, 94
- transitivity, 7
- tree, 2
 - random equilibrium, 22
 - random recursive, 21, 51
 - root, 2, 51
 - spanning, 22
 - uniform, 22
- ultra-resilience, 43, 48
- ultra-small world, 37
- vertex, 1
- Watts–Strogatz model, 19, 107
 - generalization, 87
- weak ties, 67
- World Wide Web (WWW), 8, 18, 25, 28
- Yule processes, 53
- Zipf law, 53
- Zipf plot, 76